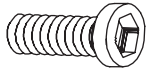
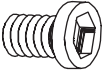



## Assembly Instructions TERESA Console Table

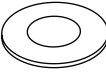


  
A (4 pcs)  
M6 X 35mm

  
B (4 pcs)  
M6 x 20mm

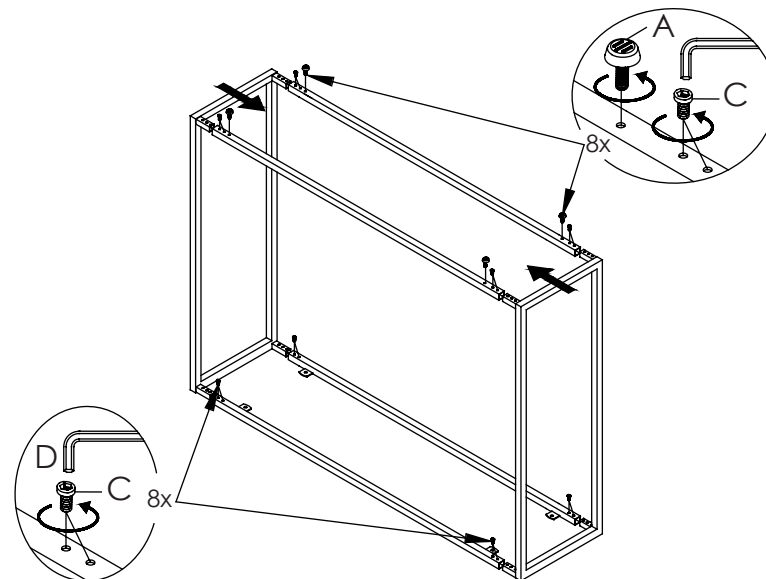
  
C (16 pcs)  
M6 x 10mm

  
D (1 pc)  
M4mm

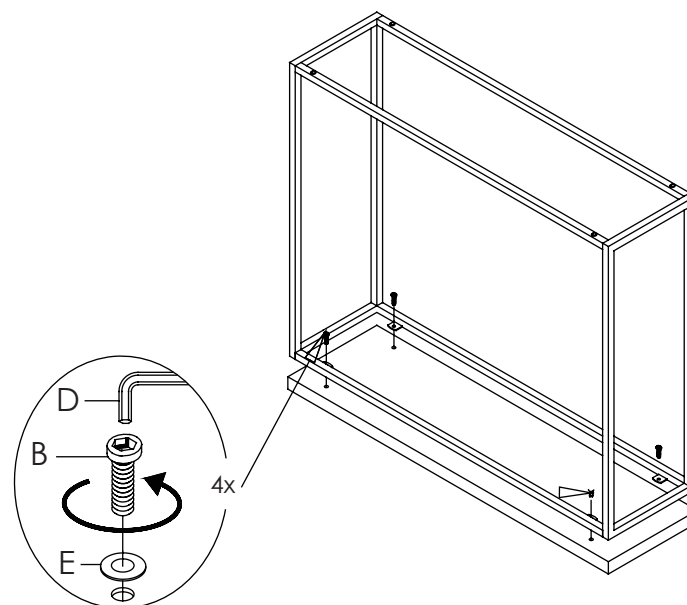
  
E (4 pcs)  
M6 x 18mm

PLEASE NOTE: Check that you have received all components and hardware before assembling. If you are missing any parts, contact your retailer, or fax Eurø Style at 415.455.8033 or email: [cs@gotoeurostyle.com](mailto:cs@gotoeurostyle.com).

1



2



During assembly, hand tighten screws only. When all screws are in place, then tighten completely.