

eurø style™

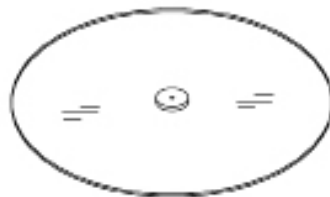
Assembly Instructions TALIA-B Bar Table



A (1 pc)
M12 x 33MM



B (1 pc)



C (1 pc)



D (1 pc)



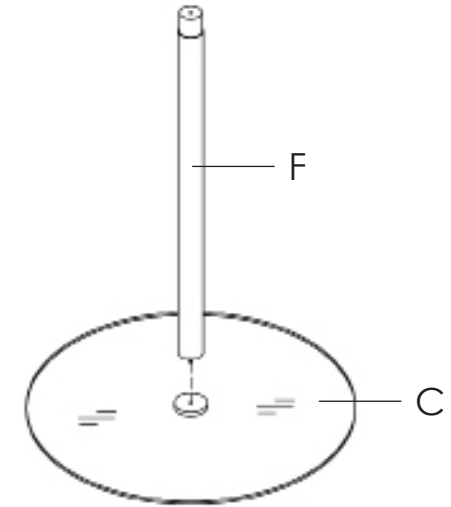
E (1 pc)



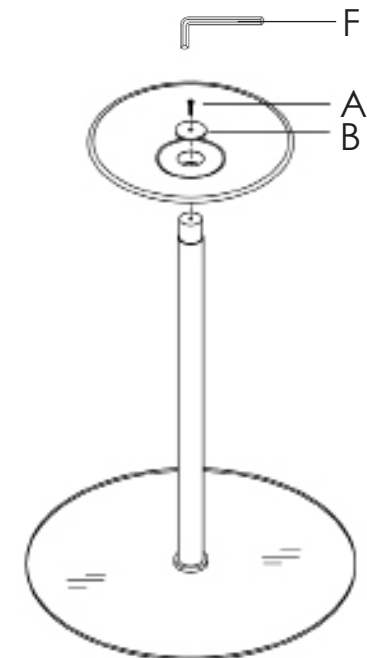
F (1 pc)
5MM

PLEASE NOTE: Check that you have received all components and hardware before assembling. If you are missing any parts, contact your retailer, or fax Eurø Style at 415.455.8033 or email: cs@gotoeurostyle.com.

1



2



During assembly, hand tighten screws only. When the screws are in place, tighten completely.