

eurow style™

PLEASE NOTE: Check that you have received all components and hardware before assembling. If you are missing any parts, contact your retailer, or fax Euro Style at 415.455.8033.

Assembly Instructions Santos



A x4

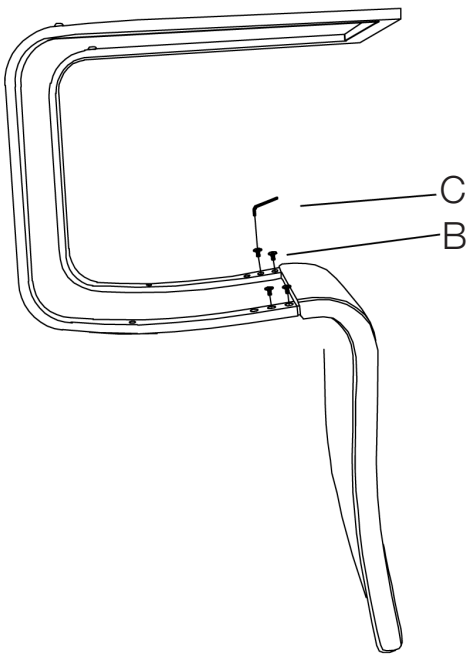


B x4

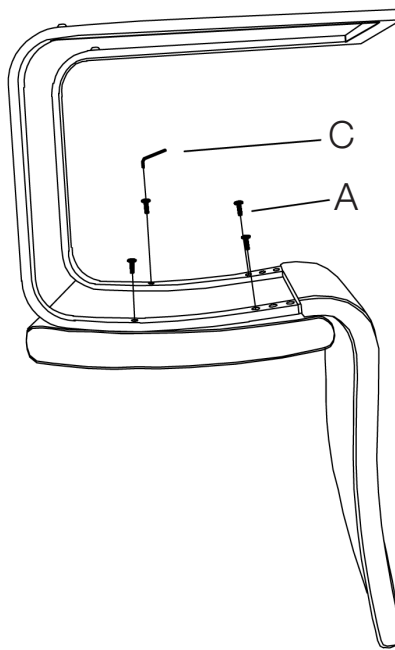


C x1


1



2



3



During assembly, hand tighten screws only. When all screws are in place, then tighten completely.