




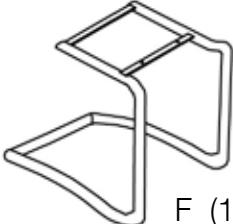


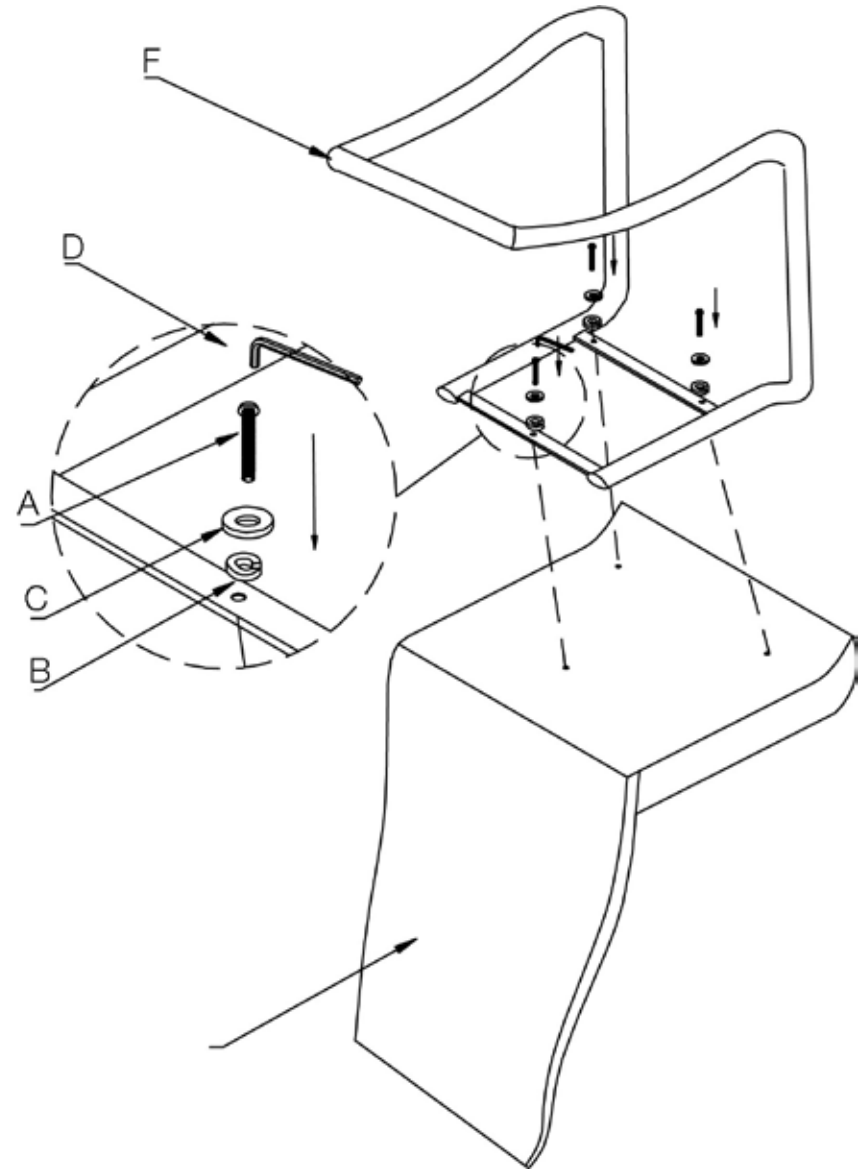
## Assembly Instructions

### ROONEY High Back Side Chair

PLEASE NOTE: Check that you have received all components and hardware before assembling. If you are missing any parts, contact your retailer, or fax Euro Style at 415.455.8033.



-  A (3 pcs)
-  B (3 pcs)
-  C (3 pcs)
-  D (1 pc)
-  E (1 pc)
-  F (1 pc)



During assembly, hand tighten screws only. When all screws are in place, then tighten completely.