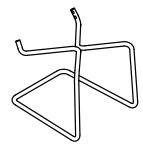


eurow style™

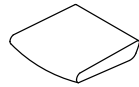
Assembly Instructions RHEA Side Chair



A (1 pc)



B (1 pc)



C (1 pc)



D (4 pcs)
M6 x 12mm



E (4 pcs)



F (4 pcs)
M6 x 40mm

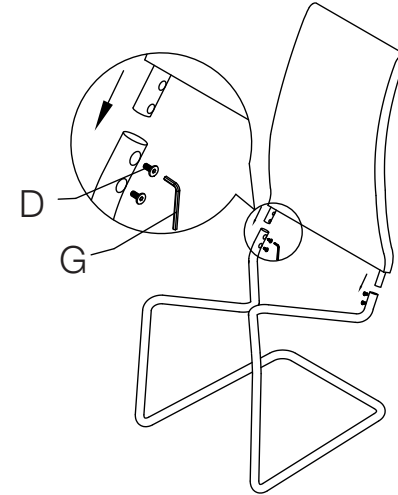


G (1 pc)
4mm

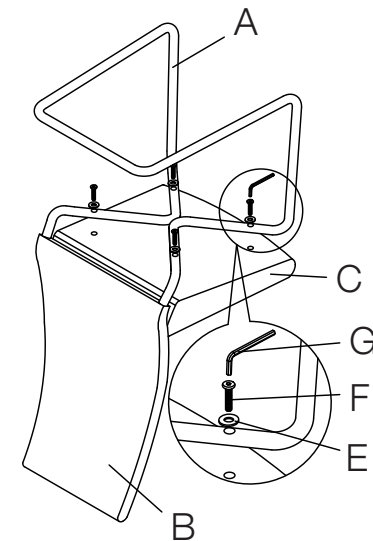
06.24.2015 cy

PLEASE NOTE: Check that you have received all components and hardware before assembling. If you are missing any parts fax Euro Style at 415.455.8033 or email: claims@gotoeurostyle.com

1



2



During assembly, hand tighten screws only. When the screws are in place, tighten completely.