

# euro style™

## Assembly Instructions

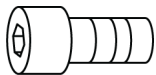
### Molly Side Chair



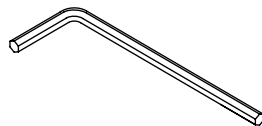
A (4 pcs)



B (4 pcs)

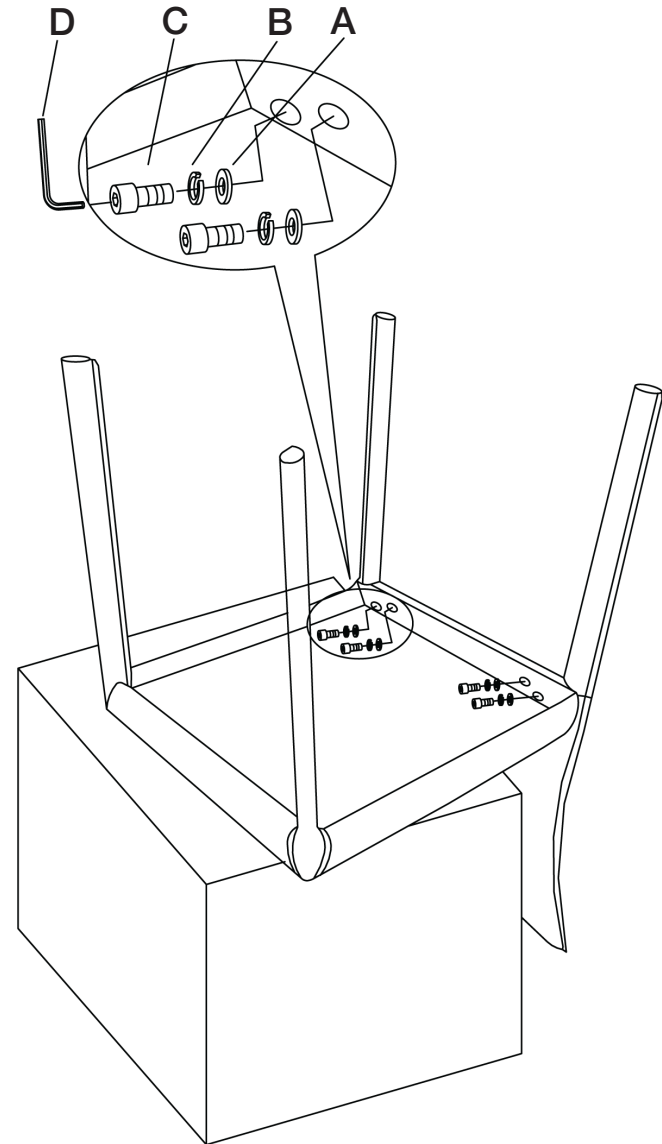


C (4 pcs)



D (1 pc)

During assembly, hand tighten screws only. When all screws are in place, then tighten completely.



PLEASE NOTE: Check that you have received all components and hardware before assembling. If you are missing any parts, contact your retailer, or fax Euro Style at 415.455.8033.