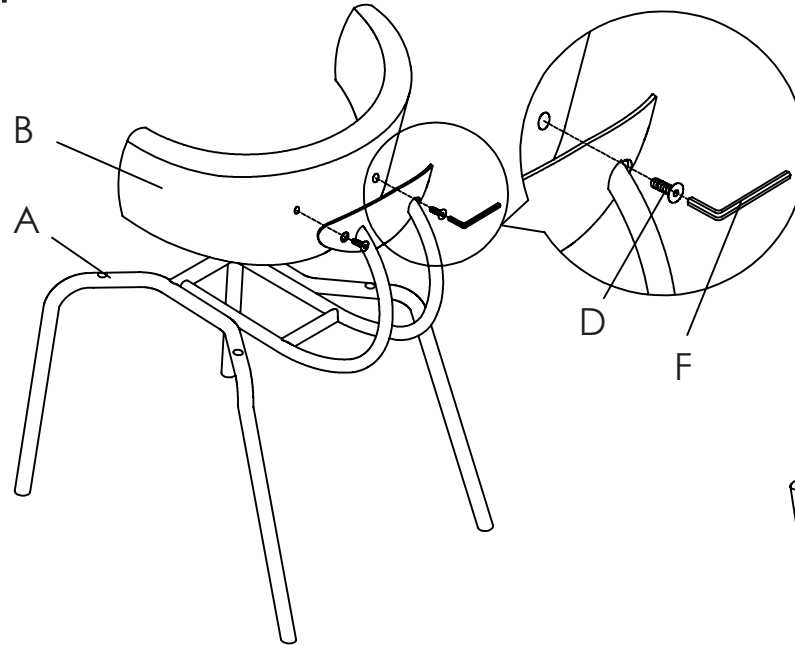


## Assembly Instructions MARGOT Side Chair

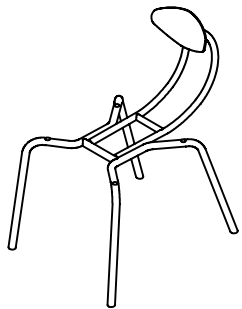
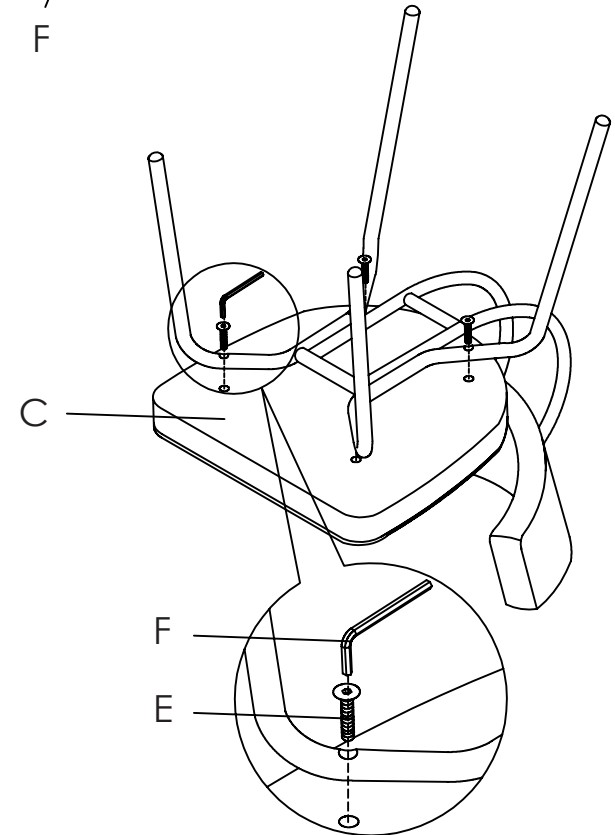
PLEASE NOTE: Check that you have received all components and hardware before assembling. If you are missing any parts, contact your retailer, or fax Eurø Style at 415.455.8033 or email: [cs@gotoeurostyle.com](mailto:cs@gotoeurostyle.com).



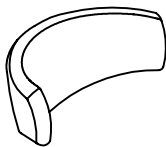
1



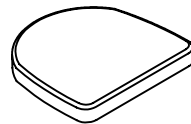
2



A (1 pc)



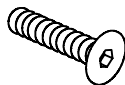
B (1 pc)



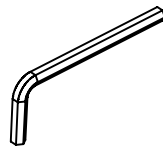
C (1 pc)



D (2 pcs)  
M6 x 16mm



E (4 pcs)  
M6 x 35mm



F (1 pc)

During assembly, hand tighten screws only. When the screws are in place, tighten completely.