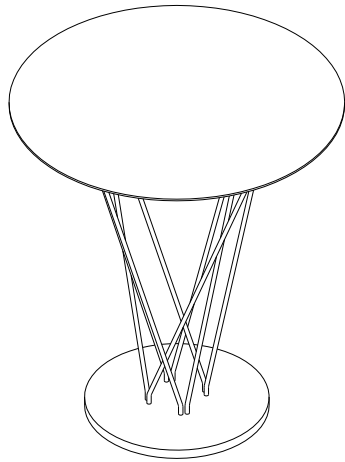


eurøstyle™

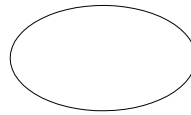
Assembly Instructions Stacy Bar Table

PLEASE NOTE: Check that you have received all components and hardware before assembling. If you are missing any parts, contact your retailer or fax Euro Style at 415.455.8033.

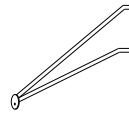
During assembly, hand tighten screws only. When all screws are in place, then tighten completely.



AX1



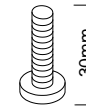
BX4



CX1



DX8



EX8



FX4



GX1



HX8

